



for the  
**CURATED**  
LIVING

[www.stylam.com](http://www.stylam.com)

**UNICORE**  
LAMINATES

**UNICORE**  
LAMINATES



for the  
**CURATED**  
**LIVING**

## UNICORE

LAMINATES

Unicore is where you could feel the vibrancy of colours through & through. Unicore Laminates have the uniqueness of combined identical colors with core layered decorative surface.

Flaunt your desks, doors, counter-tops, drawers, display shelves, shutters and all furniture with stunning, beautiful & flawless Unicore surface that unifies the look all across. Unicore range is available in any solid colours, depending upon the order quantity.

In this process, decorative papers for surface layers are infused with treated melamine resins and same decorative papers are used as core layers that are infused with specially treated thermosetting melamine resin.


## PRODUCT CONSTRUCTION

### OVERLAY

Transparent melamine coating with special layer for additional protection

### DECOR PAPER

Melamine infused plain coloured or printed Decor Paper



### CORE

Made of amino resin infused Kraft Papers that are same coloured as surface layer

12 MM fome

12 MM THICK

**101** - Azure White SD

6 MM THICK

**1052** - Peach SD

6 MM THICK


**1757** - Almond Beige SD



**101 SD** Azure White




**1052 SD** Peach



**1757 SD** Almond Beige



**1712 SD** Mazo Beige



**8106 SD** Platinum Grey



**1068 SD** Aqua Blue

## 6MM fome

6 MM THICK

**1712** - Mazo Beige SD

6 MM THICK

**8106** - Platinum Grey SD

6 MM THICK

**1068** - Aqua Blue SD







#### APPLICATIONS

Desks, Doors, Counter-tops, Table-tops,  
Drawers, Display Shelves, Shutters



#### SHEET SIZE

1220 x 2440 mm



UNIFORM  
COLOUR OF  
DÉCOR & CORE



ANTI  
MICROBIAL  
PROTECTION



RESISTANT  
AGAINST  
SURFACE WEAR





[www.stylam.com](http://www.stylam.com)

**FASCIA**  
EXTERIORCLADDING

**FASCIA**  
EXTERIORCLADDING



for the  
**CURATED**  
**LIVING**

## **FASCIA**

### EXTERIOR**CLADDING**

Fascia, a lightweight and durable exterior facade material, offers innovative solution to all construction needs. The blend of cellulose fibres and thermosetting resins, manufactured under high pressure and temperature yields a highly stable, dense panel with perfect strength to weight ratio. Available in a wide range of colors, Fascia Exterior Cladding is a perfect outdoor solution used in combination with other materials.

Conventionally, these exterior panels are engineered using PMMA based UV technology and block more than 99.8% of UV light to boost UV protection performance.

STYLAM offers Fascia with its revolutionary Hot coating technology from KLEIBERIT, Germany. Hot Coating is a fully automated process, where coating of high quality PU + acrylic is carried out on a decorative surface to achieve extremely durable, high scratch and abrasion wear resistance as compared to conventional process.

## PRODUCT CONSTRUCTION

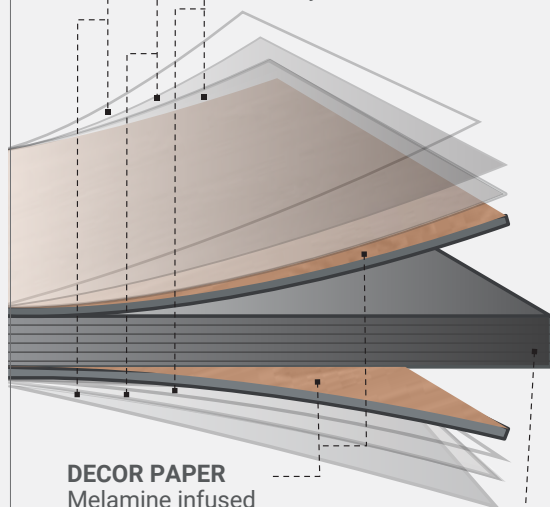
### TOP COAT

Acrylic based coating for exterior application

### BASE COATS

Acrylic based base coat to prepare the surface for smooth final top coat

**PU HOT COAT** - Binder between melamine surface and acrylic coats



### DECOR PAPER


Melamine infused plain coloured or printed Decor Paper

### CORE

Phenol Formaldehyde resin treated Kraft Papers

**7712/1458** - Exterior

**2461/1468** - Exterior



8502 Citrus



8221 Yellowish Brown



1719 Red Brown



1020 Off White



120 Alumina Grey



8117 Warm Grey



1049 Charcoal Grey



2653 Flyash Marble




1468 New Pinara



1426 Pietra



1488 Fungi Lavant



1458 Zebrawood Marble



1469 Black Pinara



1453 Tuscan Travertine



1467 Opera Fantastico Stone



1396 Colosseo Marble



1466 Kalahri White



1439 City Metallo



1429 Free Stone



2928 Sahara Sand



2461 Hydra Teak



2457 Auriga Teak



2202 Raw Charm



2360 Blazing Teak



2460 Cocoa Teak



7720 Orlando Walnut



2435 Black Vintage



2459 Gemini Teak



2031 British Walnut



7285 Mahogany



7288 Legal Mahogany



2278 Walnut Crust



2234 Juglan Burch



7712 Miami Walnut




7772 Willow Tree Red



2301 Malmo Walnut



2462 Lacquered Teak



7716 Dark Walnut



2233 Frozen Wood



#### APPLICATIONS

External surfaces of buildings, Balcony, Soffits and Sunshades, Boundary Walls and Fences, Screening and Partitions etc.



#### SHEET SIZE

1220 x 2440 mm  
1300 x 2800 mm  
1300 x 3050 mm



TERMITE  
RESISTANT



UV  
RESISTANT



ENVIRONMENT  
FRIENDLY



WEATHER  
PROOF



COLOR  
STABILITY



LIGHT FAST



ATTRACTIVE





[www.stylam.com](http://www.stylam.com)

STYLAM®

 PLUSGUARD  
LabMATE

 PLUSGUARD  
LabMATE



## PRODUCT CONSTRUCTION

### TOP LAYER

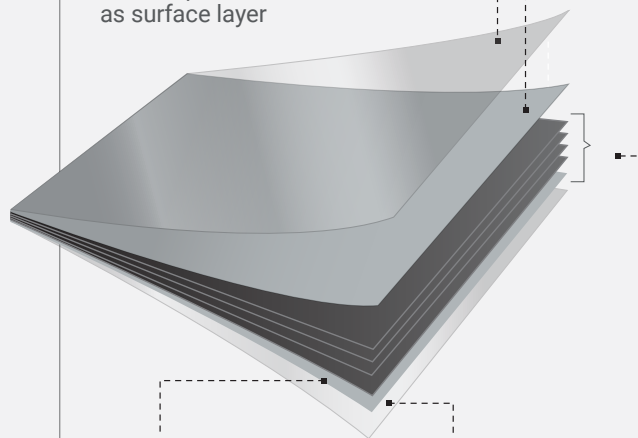
Special chemical resistant film

### DECOR PAPER

Melamine infused plain coloured  
or printed Decor Paper

### CORE

Made of amino resin infused  
Kraft Papers that are same coloured  
as surface layer



### DECOR PAPER

Melamine infused plain  
coloured or printed  
Decor Paper

### BACK LAYER

Special chemical  
resistant film

3 MM THICK

**EB-103/S2** Lab White

3 MM THICK

**EB-102/S2** Lab Grey

3 MM THICK

**EB-101/S2** Lab Black





#### APPLICATIONS

Ideal to be used in Chemical, Analytical,  
Micro-biological, Healthcare, Pharmaceuticals  
& Educational laboratories



#### SHEET SIZE

1570 mm x 3660 mm



#### LOW MAINTENANCE



HIGHLY  
RESISTANT  
TO CHEMICALS



SCRATCH  
AND ABRASION  
RESISTANT

 **PLUSGUARD**  
**LabMATE**



for the  
**CURATED**  
**LIVING**

[www.stylam.com](http://www.stylam.com)



**TouchMe**  
ANTI-FINGERPRINT  
COMPACTS



**TouchMe**  
ANTI-FINGERPRINT  
COMPACTS

for the  
**CURATED**  
**LIVING**



TouchMe - Anti-Fingerprint surface comes with an ultra soft touch and deep matt finish to absorb light for harmonious interior spaces. Diverse patterns with a smooth feel softened by a matt surface, anti-fingerprint properties for projects that make a statement. Manufactured with state-of-Art BARBERAN line from Spain and cutting edge German KLEIBERIT hot coating technology results in thermal healing capability and anti-microbial surface protection which enhances likability of laminates.

Technology and composition of TouchMe surfaces allow aesthetics and elegance of matt decors to remain unscattered. Anti-Fingerprint Compacts are new and easy to maintain since HOT COATING superior technology allows micro- scratches to be easily cleaned using rubber sponge, damp cloth or iron. So, no unpleasant smell or stains, thus adding to look flawless for years ahead.

## PRODUCT CONSTRUCTION

### TOP COAT

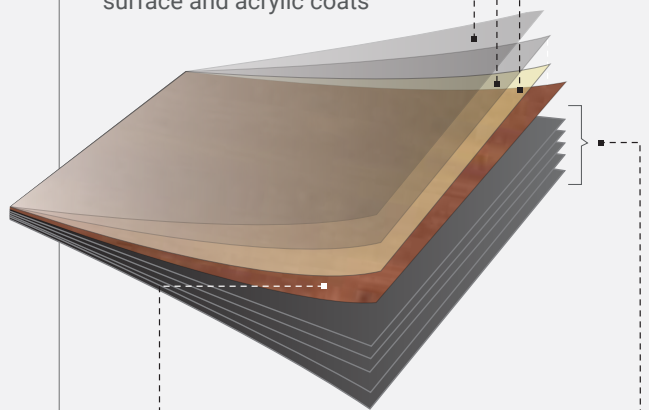
Acrylic based coating for Soft touch Anti-finger application

### BASE COAT

Acrylic base coat to prepare the surface for smooth final top coat

### PU HOT COAT

Binder between melamine surface and acrylic coats



### DECOR PAPER

Melamine infused plain coloured or printed Decor Paper

### CORE


Phenol Formaldehyde resin treated Kraft Papers for adequate backing strength for the laminate

3 MM THICK



**1725** Deep Turquoise AFP

3 MM THICK



**1794** Trout Grey AFP

3 MM THICK



**1787** French Beige AFP



**1784** Bulevar Grey



**1806** Moccasin Beige



**1715** Beige Arizona



**1754** Verde Green



**1724** Virdian Green



**1725** Deep Turquoise



**1796** Wisteria White



**1785** Mosaic Brown



**1719** Red Brown




**1753** Rosso Cherry



**1721** Rosso Jaipur



**1804** Syrup Brown




**1757** Almond



**1755** Giallo Amber



**1787** French Beige



**1802** Avocado Green



**1803** inozetek Grey



**1794** Trout Grey



**1795** Dolphin Grey



**1805** Agate grey



**1723** Castoro Beige



**1722** Premium Green



**1713** Anthracite Grey



**1782** Victoria Grey



**1786** Venue Grey




**1720** Cocoa Onirico




**1783** Artisan Grey



**142A** Coal Black



**1165** Pale White



**1166** Pearly White



#### APPLICATIONS

Vertical applications in Kitchen, Restaurants, Hotels, Stores, Healthcare, Commercial offices for Partitions, Doors, Cabinets, Wall Claddings etc.



#### SHEET SIZE

1220 x 2440 mm

1300 x 2800 mm

1300 x 3050 mm



ANTI-FINGER  
PRINT



SUPER MATT  
FINISH



SMUDGE  
RESISTANT



DURABLE &  
LONG-LASTING



THERMAL REPAIR OF  
MICRO-SCRATCHES



ENVIRONMENT  
FRIENDLY



ATTRACTIVE





for the  
CURATED  
LIVING

[www.stylam.com](http://www.stylam.com)



for the  
**CURATED**  
**LIVING**



Scratch-proof shiny surfaces are not a fiction anymore. Stylam is the first company in India to introduce revolutionary KLEIBERIT Hot Coating technology to produce the high gloss pre-laminated boards. We offer diverse creative patterns which anticipate market trend with styles and colours that will be combined with the most contemporary & avant-garde furnishings. The brilliance of gloss will be staying through years without any sign of wearing out!

#### Why Gloss Pro+ laminates

Stylam offers smart, innovative furnishing solutions to create flexible spaces for businesses and homes. PU + Lacquer coating technology leaves luminosity on the surface which lasts for years. It comes in a range of bright colours which uplift the aesthetics of your interiors. Laminates come with moisture and UV resistance. While scratches, dirt, or other wear and tear show easily on its glossy surface, it is very easy to clean and maintain.



## PRODUCT CONSTRUCTION

### TOP COAT

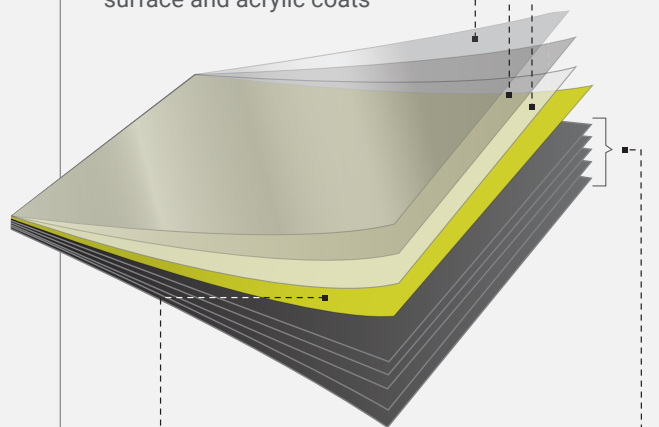
Acrylic based coating for High gloss application

### BASE COAT

Acrylic base coat to prepare the surface for smooth final top coat

### PU HOT COAT

Binder between melamine surface and acrylic coats




### DECOR PAPER

Melamine infused plain coloured or printed Decor Paper

### CORE


Phenol Formaldehyde resin treated Kraft Papers

3 MM THICK



**8231** Coffee Gpro+

3 MM THICK



**2233** Frozen Wood Gpro+

3 MM THICK



**1519** Milky Marble Pattern Gpro+



**8142** Black



**8231** Coffee




**1156** Bottle Greent



**8442** Purple



**8223** Shy Cherry



**8321** Deep Pink



**1153** Violet Blue



**8002** Egg White



**1494** Regel Stone



**2245** Twilight Banana



**1519** Milky Marble Pattern



**2233** Frozen Wood





#### APPLICATIONS

Modular Kitchens, Retail Spaces,  
Hospitality, Residential Spaces etc.



#### SHEET SIZE

1220 x 2440 mm  
1220 x 3050 mm  
1300 x 3050 mm



MIRROR LIKE  
REFLECTIVE SURFACE



ABSOLUTE  
HIGH GLOSS



LONG LASTING  
GLOSS



IMPACT  
RESISTANT



SCRATCH  
RESISTANT



HYGIENIC  
& SAFE



[www.stylam.com](http://www.stylam.com)

**cuboid**  
CUBICLES & LOCKERS



for the  
**CURATED**  
**LIVING**



Stylam presents CUBOID-a modular restroom and locker cubicle systems. CUBOID range is crafted using the finest materials and highest quality fixtures and fittings specially for heavy traffic areas where functionality and durability matters most. Our focus is on offering high-quality products that meet the specific demands of restroom applications in commercial, hospitality healthcare, education, transport, sports & wellness and leisure sectors.

CUBOID has an exhaustive range that is stylish, sturdy yet affordable and is available in various formats, shapes and surface designs. Besides, our cubicle systems come in special dimensions that take care of the needs of the physically challenged individuals. Anti-bacterial and anti-fungie properties of the laminate surface minimise the risk of spreading and transferring bacteria.

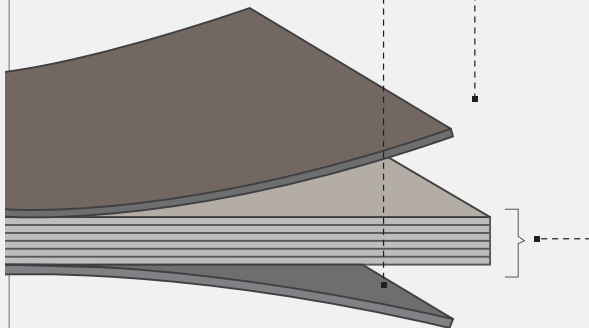
## PRODUCT CONSTRUCTION

### DECOR PAPER

Melamine infused plain coloured or printed Decor Paper

### CORE

Layers of cellulose fibers  
(flame-retardant/standard)



## MODULAR CUBICLE SYSTEM

Modular cubicles are one of the most cost-efficient and modern concepts in restroom designing. These cubicles are made from Compact Grade Laminate (CGL). Compact Solid Grade laminate is a self-supporting decorative panel with a black core offering the same surface advantages as those of HP. This product is particularly apt for high humidity environments due to its inherent water resistance.

Stylam Compact Laminates are perfect for sensitive (humidity, heat) and high traffic environments (Schools, hospitals etc.), the Germ-Free Shield ensures continuous protection against the development and proliferation of bacteria. Germ-free shield guarantees a safe and hygienic surface (99.9% effective).



## MODULAR LOCKER SYSTEMS

Presenting, an eclectic, ultra-modern, yet functional and durable locker systems made with Stylam compact laminates.

Available in varied colours, designs, sizes, formats and specifications, they are the perfect fit to your locker requirements, interiors and services. These systems are sturdy, durable, environment friendly and easy to use.

These durable locker systems adapt well in high humidity zones like gymnasiums, spas, sauna centers, fitness clubs, swimming pools, commercial environments and fitness centers. The "Anti-Bacterial" germ-Free Shield ensures continuous protection against the development and proliferation of bacteria and guarantees a safe and hygienic surface.

WOOD GRAINS				MARBLE & PATTERNS				SOILD HUES							
Book No. 1				Book No. 2				Book No. 3				Book No. 3			
SR. NO.	DESIGN CODE	DESIGN NAME	PAGE NO.	SR. NO.	DESIGN CODE	DESIGN NAME	PAGE NO.	SR. NO.	DESIGN CODE	DESIGN NAME	PAGE NO.	SR. NO.	DESIGN CODE	DESIGN NAME	PAGE NO.
01	1965	Dense Oak	01	01	1353	Tweed Gray	01	01	101	Azure White	01	42	1717	Classic Grey	08
02	1981	Orlando Walnut	10	02	1411	Light Aluminium	01	02	107	Ivory	01	43	1718	Rainy Sky	14
03	2082	Weeping Beech	05	03	1422	Nordic Terra	12	03	120	Alumina Grey	03	44	1014	City Shadow	08
04	2303	Polar Birch	02	04	1423	Grey Stone	11	04	142	Black Magic	16	45	529	Royal Ink	12
05	2319	Rovere Cristallo	02	05	1480	Pietra Marble	04	05	526	Azure	12	46	1788	Tribeca Grey	03
06	7254	Straight Pine	11	06	1481	Puntinato Marble	02	06	530	Blood Red	15	47	1789	Nexa Grey	06
07	7285	Mahogany	11	07	1489	Landra Grain	02	07	531	Smoke Grey	04	48	1799	Lunar Glow	16 *
08	7288	Legal Mahogany	11	08	1492	Blue Marble	10	08	538	Ivory Grey	04	49	1818	Frosted Snow	17 *
09	7305	Alberta Maple	05	09	1568	Salty Pepper	07	09	539	Dark Chocolate	08				
10	7712	Miami Walnut	13	10	1458	Zebrawood Marbel	11	10	1005	Creamy White	01				
11	7717	Vegas Walnut	13	11	1468	New Pinara	04	11	1018	Cherry Brown	10				
12	7771	Willow Tree White	04	12	1469	Black Pinara	04	12	1020	Off White	03				
13	2202	Raw Charm	12	13	1490	Dust Zinger	02	13	1033	Tidal Sand	10				
14	2234	Juglan Burch	12	14	1553	Fontia	07	14	1040	Rust Brown	10				
15	2334	Pin Oak	02	15	1554	Letizia	10	15	1047	Military Green	11				
16	2833	Ligno Horizontal Wood	03	16	2844	Grey Lines	08	16	1048	Deep Blue	13				
17	2835	Naina Teak	10	17	2853	Bengal Marble	06	17	1049	Charcoal Grey	07				
18	2838	Teak Classical	04	18	1384	Slate Dust	01	18	1071	Cloudy Grey	07				
19	2839	Elite Grains	04	19	1385	Choco Dust	12	19	1072	Gun Metal	07				
20	2843	Cocoa Teak	13	20	1386	Green Dust	12	20	1073	Olympia Blue	13				
21	2845	Desert Teak	07	21	1608	Fire Stone	10	21	1078	Solera White	02				
22	2851	Royal Wood	07	22	1609	Versilia	07	22	1079	Solera Beige	09				
23	2852	Desert Marble	07	23	1610	Orient Brown	13	23	1080	Solera Grey	04				
24	2859	Brown Pattern	12	24	1462	Bianco Carrara Venato	14	24	1081	Techno White	02				
25	7251	Highland Pine	01	25	1635	Soraya Grey	09	25	1082	Clinical White	02				
26	7416	Ash Oak	06	26	1649	Frausin Black	09	26	1083	Half Beige	09				
27	2381	Hadfiled Walnut	10	27	1650	Breccia Grey	03	27	1084	Munso White	05				
28	2865	Calais Eiche	09	28	1651	Fradella Grey	09	28	1085	Absolute Peach	09				
29	7303	Mountain Maple	05	29	1652	Traven Grey	03	29	1091	Steel Blue	05				
30	2913	Wisconsin Walnut	09	30	1653	Perlina Gery	03	30	8117	Warm Grey	06				
31	2803	Meribo Oak	03	31	2964	Quintia Grey	06	31	8121	Chalk Grey	06				
32	2461	Hydra Teak	09	32	2965	Harumi Beige	06	32	8306	Hina	14				
33	2804	Meribo Wood	03	33	1654	Peyton Grey	05	33	8421	Royal Blue	12				
34	2936	Ramin Dark	08	34	1655	Hayden Beige	05	34	8442	Purple	16				
35	2934	Fijejan Horizon Wood	08	35	1656	Adrian White	05	35	8504	Golden Yellow	15				
36	2935	Ramin Light	08	36	1657	Elton Red	13	36	8522	Orange	15				
37	2967	Kayoko Wood	06	37	1658	Duncan Blue	13	37	1752	Kiwi Green	14				
38	2966	Pascal Wood	06	38	1659	Lenora Orange	11	38	1707	Laser Grey	05				
39	1424	Diamond Stone	01	39	2969	Octivia Grey	08	39	1708	Bond Blue	13				
				40	1667	Yarmouth Blue	08	40	1709	Avio Blue	11				
				41	1672	Sandy Drift	14 *	41	1716	Dark Olive	11				





### APPLICATIONS

Washroom Cubicles, Partitions, Tabletops,  
Lockers, Cabinet fronts and more for  
sectors such as Hospitality, Healthcare,  
Education, Sports, Gyms & wellness etc.



### SHEET SIZE

1860 x 4320 mm  
1860 x 3660 mm



NOISE DEAFENING  
SYSTEM



MOISTURE  
RESISTANT



DURABLE &  
LONG-LASTING



ENVIRONMENT  
FRIENDLY

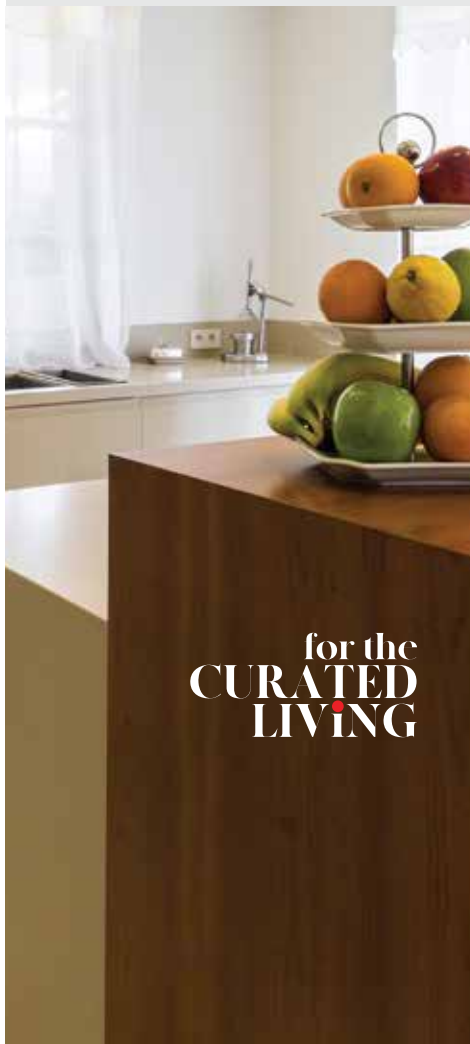


SCRATCH  
RESISTANT



HYGIENIC  
& SAFE





for the  
**CURATED**  
**LIVING**

[www.stylam.com](http://www.stylam.com)

**Kitchenate**



**Kitchenate**

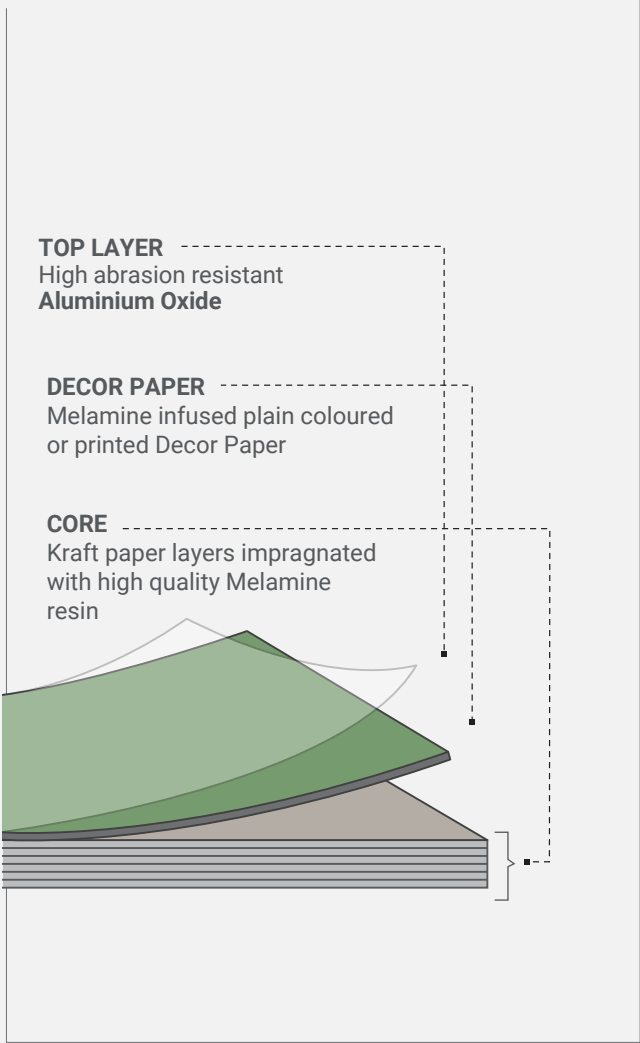
for the  
**CURATED**  
**LIVING**

## Kitchenate

High-pressure decorative laminates are known for their great aesthetic appeal and superior performance. They add a touch of beauty and sophistication to your interior spaces. As a matter of fact, Kitchenate offers a similar kind of texture, color, and patterns throughout the surface and the core, just like other decorative laminates.

Feel the vibrancy of colors through and through, flaunt your kitchen countertops and kitchen service tabletops with stunning, beautiful, flawless surfaces that provide a uniform look all across. Available in gloss, matt, and suede finishes, combined identical colors with core-layered decorative surfaces. Tastefully selected decorative papers for surface layers are infused with treated aluminum oxide resins, and the same decorative papers are used as core layers infused with specially treated melamine resins.

# PRODUCT CONSTRUCTION



12 MM fome

12 MM THICK

**1367/1371** - SD  
Marble Gray/Limestone Green

12 MM THICK

**2217/2216** - SD  
Maracaibo Hard/Maracaibo Firm

12 MM THICK

**1071/142** - SD  
Cloudy Grey/Black Magic

## 6 MM fome

6 MM THICK

**1567/1481** - SD  
Salty Pepper/Puntinato Marble

6 MM THICK

**7853/1441** - RM  
Amazing Antique/ Mohave Stone

6 MM THICK

**1474/1561** - Rock  
Brooklyn Delight/Rustic Concrete

## 6 MM fome

6 MM THICK

**1494/1495** - SP  
Rigel Stone/Uranus Lava

6 MM THICK

**1376/7654** - RM  
Italian Dark/ Colonial Antique

6 MM THICK

**1020/4011** - SD  
Off White/Vibrant Cream




142 Black Magic



1071 Cloudy Grey



1020 Off White



4011 Vibrant Cream



2217 Maracaibo Hard



2216 Maracaibo Firm



1376 Italian Dark



7853 Amazing Antique




1495 Uranus Lava



1494 Rigel Stone



1567 Salty Pepper



1481 Puntinato Marble



1441 Mohave Stone



1561 Rustic Concrete



1474 Brooklyn Delight



1371 Limestone Green



7654 Colonial Antique



1367 Marble Grey

## PRODUCT EDGES



STRAIGHT



BULLNOSE



SHARKNOSE

## CORE



White



Black



Brown





#### APPLICATIONS

Worktops, Breakfast Bars, Undermount  
Sinks, Mini Kitchens, Freestanding Units,  
Kitchen Worktops etc.



#### SHEET SIZE

1220 x 2440 mm  
1300 x 3050 mm  
1600 x 3660 mm  
1600 x 4320 mm



STAIN  
RESISTANT



SCRATCH  
RESISTANT



ANTI-MICROBIAL  
PROTECTION



HEAT  
RESISTANT



RESISTANT  
AGAINST  
SURFACE WEAR



MOISTURE  
RESISTANT







Tablex



for the  
CURATED  
LIVING



for the  
CURATED  
LIVING



Globally acclaimed for its style statement, Stylam offers an exclusive range of Table Tops under the brand 'TableX' for all that you desire. With an extraordinary legacy of trust and performance, Stylam has revolutionized the art of industrial and resident décor comprising a diverse product range.

With a perfect blend of royalty and modernity, innovation and creation, TableX provides a wide range of applications for Interior and exterior. Our products are marked by unsurpassed quality, durability, and impassioned artistry and are well supported by innovative manufacturing techniques.

We are reasserting Stylam's promise of delivering new and high-class table tops for our valuable customers. Introducing the special range for Stylish office tables, restaurants, indoor, outdoor, and classroom tables which can be easily optimized from sizes of oblong, round, rectangle, and triangle.

## PRODUCT CONSTRUCTION

### TOP LAYER

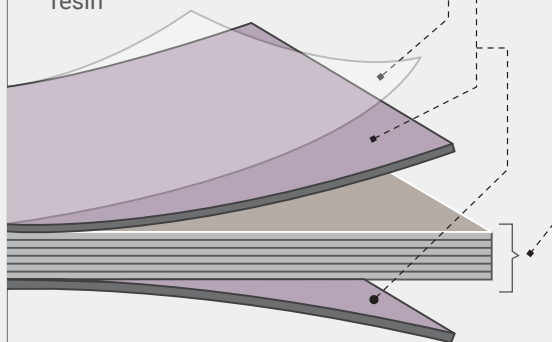
High abrasion resistant  
Aluminium Oxide

### DECOR PAPER

Melamine infused plain coloured  
or printed Decor Paper

### CORE

Black/Brown paper layers  
impregnated with high quality  
phenolic resin or Colour Melamine  
resin



12 MM fome

12 MM THICK

**1414** Dark Plano SD

12 MM THICK

**1559** Blue Concrete SD

12 MM THICK

**1947** Larson Wood SD



1558 Frozen Concrete



1415 Light Plano



1561 Rustic Concrete



2653 Flash Marble



1390 Brooklyn Marble



2474 Garnet Rays



1430 Bronx Marble



1559 Blue Concrete



1473 Giallo Brooklyn



2852 Desert Marble



2473 Croco Brown



2501 Vertical Ohio



1426 Pietra



1513 Vertico Light Clusture



2654 Dark Flash



7853 Amazing Antique



1587 Harley Marble



7854 Colonial Antique



1414 Dark Plano



1546 Spinning Grains




1560 Cloud Concrete



2637 Rust Light Fabric



1485 Pearlscent Silver



2652 Light Flash



1550 Sacred Wood



1511 Wide Fume Marble



1497 Cartwheel Lava



2644 Sunit Grains



2370 Sandro Wood



2723 Eucalyptus Wood



1949 Akhrot Teak



1947 Larson Wood




2235 Wedding Cake



2627 Planky Rough



2739 Steven Wood



2543 Light Charming



2537 Spruce Pulpy



571 Classic Saffron



1055 Floro Orange



1076 Future Red



1721 Rosso Jaipur



1018 Cherry Brown



575 Dark Fantasy




1156 Bottle Green




527 Emerald



1701 Bristish Green



4011 Vibrant Cream



8305 Florescent Green



1044 Weed Green



AB-01




AB-04



AB-03



NA-02



AB-03



CH-05



CH-02



YU-03



YU-04

## PRODUCT EDGES



ROUNDED



BULLNOSE




STRAIGHT



BEVELED

## CORE



WHITE



BLACK



BROWN

## TABLE TOP SHAPES



### SQUARE

(Size in mm)

600 X 600

700 X 700


800 X 800

880 X 880

900 X 900

1100 X 1100

1200 X 1200



### RECTANGLE

(Size in mm)

500 X 450

1200 X 600

1200 X 800

1400 X 700

1400 X 900

1500 X 700

1600 X 600

1600 X 750

1600 X 900

1800 X 600

1800 X 560

2000 X 1000

2400 X 1100



### TRIANGLE

(Size in mm)

(LxH)

600 X 580

800 X 775



### ROUND

(Size in mm)

600

800

900

1200



### OBLONG

(Size in mm)

1600 X 600

1800 X 1080

2400 X 1100

**NOTE:** Table Tops can be customized. Some of the colors are also available for exterior. Textures on request.



### APPLICATIONS

Stylish Table Tops for Offices, Restaurants, Indoor & Outdoor Cafe, Classroom tables which can be easily optimized in sizes for oblong, round, rectangle and triangle shapes.



STAIN  
RESISTANT



SCRATCH  
RESISTANT



IMPACT  
RESISTANT



SMUDGE  
RESISTANT



WEATHER  
PROOF



EASY  
TO INSTALL



MOISTURE  
RESISTANT



FIRE RETARDANT  
GRADE



LOW  
MAINTENANCE



UNIFORM  
THICKNESS



COLOUR  
STABILITY





for the  
CURATED  
LIVING

[www.stylam.com](http://www.stylam.com)

STELLA  
T I L E S

STELLA  
T I L E S



for the  
**CURATED**  
**LIVING**

## STELLA TILES

Beauty, innovation, sustainability. Stylam introducing a new innovative product in the word of architecture and living. STELLA TILES a lightweight, versatile and resistant material that goes beyond the look of natural materials; decorative elements and sophisticated designs lend a distinctive quality personality to any project.

Create a beautiful array with our waterproof and antimicrobial wall panels, the modern and luxurious way of decorating your spaces. Transposing the most precious essences offers an original and flawless interpretation of the trendiest surfaces - SOLID, STONE & WOOD - without betraying its vocation for experimenting with forms, colours and surfaces. Style for those who love the worm effect. Also STELLA TILES are perfect for renovating without demolishing. They can be easily installed on top of the existing wall, providing the benefits of efficiency, cost saving, convenience and absence of debris.

3 MM THICK

## PRODUCT CONSTRUCTION

### TOP LAYER

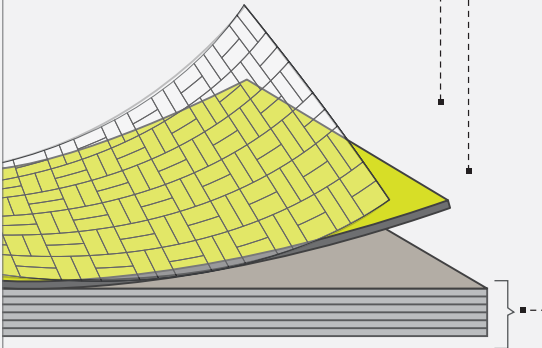
Effect on top by Tile texture  
mould plate..

### DECOR PAPER

Melamine infused plain coloured  
or printed Decor Paper

### CORE

Layers impragnated with high  
quality Melamine resin



8001 Mosaic Tile MQ






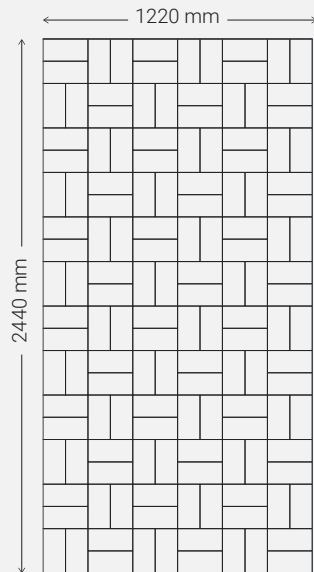
3 MM THICK

8001 Bathroom Brick BMX

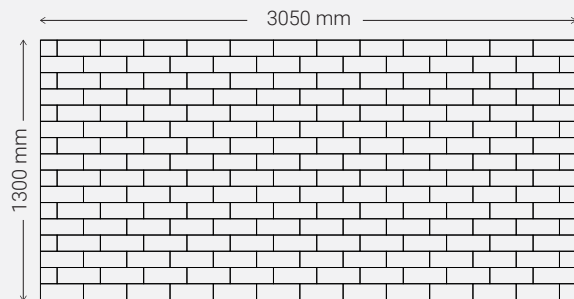
## EXCLUSIVE GRID TEXTURES



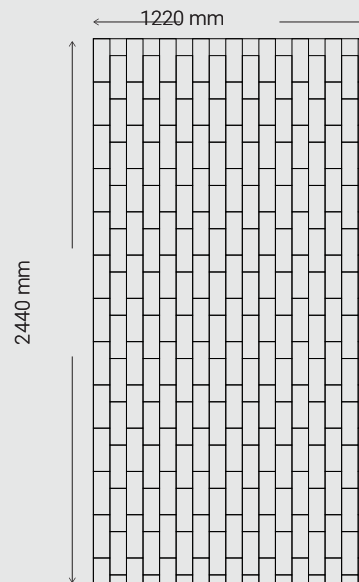
**KB/Brick**  
Gloss  
Tile Size: 200 x 75 mm



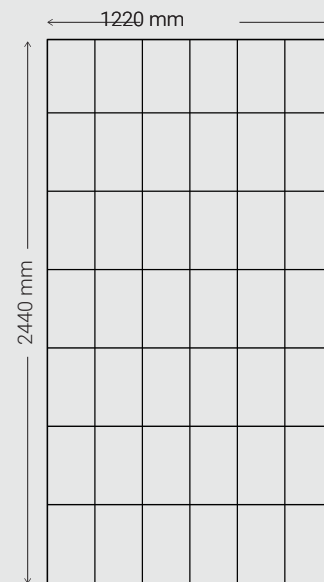
**PQT/Parquet**  
Matt  
Tile Size: 200 x 100 mm




**KSH/Kitchen Backsplash**  
Gloss  
Tile Size: 200 x 75 mm



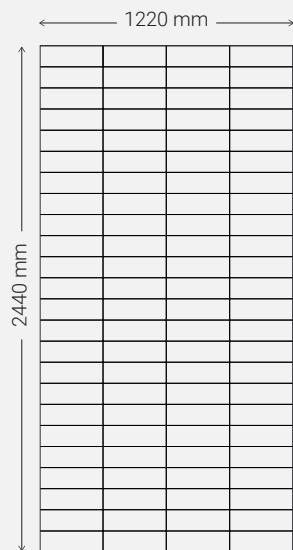
**BT/Brick**  
Gloss  
Tile Size: 75 x 200 mm




**CT/Tile**  
Gloss  
Tile Size: 200 x 300 mm




**MQ/Mosaic Tile**  
Gloss and Matt  
Tile Size: 22 x 22 mm




**STC/Stack**  
Matt  
Tile Size: 200 x 75 mm



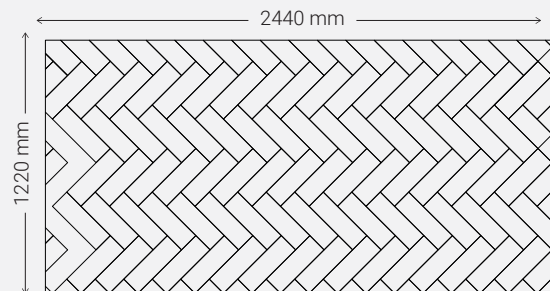
**HRB/Herringbone**  
Matt  
Tile Size: 190 x 95 mm



**BMX/Bathroom Brick**  
Gloss and Matt Grout  
Tile Size: 200 x 75 mm



**BMY/Kitchen Brick**  
Gloss and Matt Grout  
Tile Size: 200 x 75 mm



**CZM/Chevron ZigzagFFF**  
Gloss and Matt Grout  
Tile Size: 190 x 95 mm



#### APPLICATIONS

Wall Claddings for Kitchen & Restrooms, Shelves,  
Partitions, Home Interior etc.



#### SHEET SIZE

1220 x 2440 mm  
1300 x 3050 mm



ANTI-MICROBIAL  
PROTECTION



HYGIENIC  
& SAFE



ENVIRONMENT  
FRIENDLY



ATTRACTIVE



HIGHLY DECORATIVE






[www.stylam.com](http://www.stylam.com)

## ASSORTED COLLECTION

for the  
CURATED  
LIVING

ASSORTED  
COLLECTION



for the  
**CURATED**  
LIVING

## SPECIALITY ASSORTMENT

### CORE



BLACK



WHITE



BROWN

#### REGULAR CORE



MULTICORE



CENTER LINE

#### EXCLUSIVE CORE

### DESIGN



FLICKER  
LAMINATES



DIGITAL  
LAMINATES



## 12 MM fome

12 MM THICK

**1020** Off White SD

10 MM THICK

**572** Robinhood Red GL

6 MM THICK

**8142** Black Magic SP-04

3 MM THICK

RT 02

**RT02** Digital SD





[www.stylam.com](http://www.stylam.com)


PLAY  
& SLAY



PLAY  
& SLAY



for the  
**CURATED  
LIVING**




## PLAY & SLAY



Presenting premium quality Compact Laminates for the fun times! This can be used for both Exterior & Interior applications, making it ideal for Table tennis, Carrom Board, and Playgrounds.

The compact range for Play & Slay comes with widest range of cores to choose from - Brown, Black, Sandwich, Multicolor band and Unicore.

We have in-house facility for DIGITAL PRINTING, CNC and MACHINING to craft the products in finest details with utmost precision.



## TABLE TENNIS



### SHEET THICKNESS

4 mm & above



### SHEET SIZE

Green Half Dimension - 1525mm x 1365mm

Blue Half Dimension - 1525mm x 1365mm

### COLOUR OPTIONS



BLUE



GREEN



GRAY



\* HEXAGON texture been used for flooring



## PLAYGROUND



### SHEET THICKNESS

2 mm to 25 mm




### SHEET SIZE

1220 x 2400 mm  
1300 x 3050 mm

1600 x 3660 mm  
1600 x 4320 mm

1860 x 3660 mm  
1860 x 4320 mm



## CARROM



### SHEET THICKNESS

2 mm to 25 mm



### BOARD SIZE

Play Area : 29" x 29"  
Total Area : 31" x 31"

### COLOUR OPTIONS




WHITE



SAND



SKY BLUE



**PLAY**  
& SLAY